



Yamaha Guitar Encounters

 **YAMAHA**
MUSIC POINT

Syllabus Guide & Handbook

The following guide is intended as joint reference for examiners and centres, working as part of the assessment partnership between RSL, Yamaha Music Schools and Yamaha Music Points.

Centres

All centres should ensure they have an accessible copy of this Handbook during exam sessions.

All performance pieces will be performed to backing tracks unless otherwise stated.

In many cases there are various backing tracks for each performance piece. Teachers should prepare their students to know which one to request from the examiner.

Backing track options are listed in bold and bullet pointed where applicable.

It is advised that Candidates are taught to use the terminology as referred to in this Handbook to avoid confusion or upset in the exam.

All Yamaha centres should have a book of example tests for Candidates to practise from.

Examiners

Examiners should read through all materials carefully before running Yamaha exams as some content differs to RSL graded exams.

Examiner materials are located digitally on the examiner FTP site.

To conduct Yamaha exams, examiners will require hardcopies of the Candidate Books from the Yamaha Syllabus, should you not have these please contact RSL HQ.

Examiners should complete standard Graded Mark Sheets and return as normal to RSL.

All examiners are required to carry this guide with them when scheduled for Yamaha exams.

All materials for examining Yamaha syllabus exams can be found in the 'Yamaha GE/DE Syllabus' books.

N.B. All Yamaha exams are Graded Music Exams, candidates cannot sit a Yamaha Performance Certificate.

Debut

Performance Pieces

The candidate must prepare and perform all three pieces listed below. This is set repertoire so candidates do not have the option of Free Choice Pieces.

1. **Plectrum Jogging 6:** Guitar Encounters 1 - page 17
 - Textbook CD track 19
2. **Precious – bass line only:** Guitar Encounters 1 - page 14
 - Textbook CD track 13
 - 🔔 Bass line played only
3. **Ode to Joy:** Guitar Encounters 1 – page 9
 - Textbook CD track 8
 - 🔔 Played with repeats, so Intro, A, A, B, A.
 - 🔔 Melody line played only

Technical Exercises

The Candidate is required to prepare all of the exercises listed below.

1. **Chord Jogging 2:** Guitar Encounters 1 – Page 8
 - Textbook CD track 6
2. **Pentatonic Jogging 5:** Guitar Encounters 1 – Page 17
 - Textbook CD track 17

Sight Reading

1. Chords – Tempo 70 bpm

The candidate will be given a four bar chord sequence in 4/4 consisting of:

- C chord
- G chord
- G7 chord
- Whole notes

- 🔔 The candidate will have 30 seconds to prepare and practise the test and will then be required to give a performance for the examination.
- 🔔 The examiner will ask the candidate whether or not they would like to use a click track.

2. Melody – Tempo 70bpm

The candidate will be given a four bar melody in 4/4 time consisting of:



- whole notes
- open position G major pentatonic scale

Aural Tests

The candidate will be required to complete the following tests:



1. Rhythmic Recall - Tempo 70 bpm

The candidate will hear a simple two bar rhythm in 4/4 played on the open sixth string of the guitar.

-  The candidate will be required to play the rhythm back on the sixth string.
-  The test will be played to the candidate twice, they will then be asked to perform this for examination. No click track will be given.

2. Intervals

The candidate will hear two pitches and then be asked to identify whether the second pitch was higher or lower than the first. There will be two of these tests given, with four pitches heard in total.

-  The intervals will be drawn from the open position G major pentatonic scale.
-  The test will be played to the candidate twice, they will then be asked to give their answer for the examination.

General Musicianship Questions

Five questions will be asked on Ode to Joy.

The questions will be taken from the following:

- Time signature
- Note values
- Pitches from within the first four bars
- Differences between major and minor sound (sad/happy)
- Instrument knowledge (including head, neck, body, fretboard, tuning pegs, pick-ups, bridge)
- Knowledge of open string note names

Grade 1

Performance Pieces

The candidate must prepare and perform one piece from each of the groups below. This is set repertoire so candidates do not have the option of Free Choice Pieces.

1. **Friday Street:** Guitar Encounters 1 – page 12
 - Textbook CD track 11
2.
 - i) **Wonderful Tonight:** Guitar Encounters 1 – page 22
 - Textbook CD track 22
 - ii) **Precious:** Guitar Encounters 1 – page 14
 - Textbook CD track 13
 - iii) **House of the Rising Sun:** Guitar Encounters 1 – page 30
 - Textbook CD track 35
 - Melody line played only
3. **It's a High Life:** Guitar Encounters 1 – page 32
 - Textbook CD track 39
 - To be played first and fourth time through with melody as written. Second and third time with own composed/improvised melody.

Technical Exercises

The Candidate is required to prepare all of the exercises listed below.

1. **A minor Jogging 11**
Guitar Encounters 1 – Page 25
 - Textbook CD track 31
2. **Chord Jogging 10**
Guitar Encounters 1 – Page 24
 - Textbook CD track 29

Sight Reading

1. Chords – Tempo 70 bpm

The candidate will be asked by the examiner to perform a two bar chord sequence in 4/4 using the chord of the examiner's choice. This will be chosen from the chords C, G, or D and the rhythm will consist of:

- Half notes
- Quarter notes

- The candidate will have 30 seconds to prepare and practise the test and will then be required to give a performance for the examination.
- The examiner will ask the candidate whether or not they would like to use a click track.

2. Melody – Tempo 70bpm

The candidate will be given a two bar melody in 4/4 time consisting of:

- Open position G major pentatonic scale
- Half notes
- Quarter notes

- ❗ The rhythm will be exactly the same as that used in Test 1
- ❗ The candidate will have 60 seconds to prepare and practise the test and will then be required to give a performance for the examination.
- ❗ The examiner will ask the candidate whether or not they would like to use a click track.

Aural Test

The candidate will be required to complete the following tests:

1. Melody – Tempo 70 bpm

The candidate will hear a two bar melody in 4/4 played consisting of:

- Open string G
- Open string B
- Open string E
- Half notes
- Quarter notes

- ❗ The test will be played to the candidate twice with a drum backing.
- ❗ There will be a short break to practise and then the candidate will be asked to perform the melody with the drum backing for the examination. No click track will be given.

2. Rhythm – Tempo 70bpm

The candidate will hear a two bar rhythm in 4/4 time played on an E Minor chord.

Rhythms will consist of:

- Half notes
- Quarter notes
- Eighth notes

- ❗ The test will be played to the candidate twice with a drum backing.
- ❗ There will be a short break to practise and then the candidate will be asked to perform the rhythm with the drum backing for the examination. No click track will be given.

General Musicianship Questions

Five questions will be asked from a selection of the following

- Note pitches
- Note values
- Rests
- Time signatures

- The construction of major and minor chord types
- Instrument knowledge (including head, neck, body, fretboard, tuning pegs, pick-ups, bridge, nut, scratchplate, jack socket)
- Knowledge of open string note names

Grade 2

Performance Pieces

The candidate must prepare and perform one piece from each of the groups below. This is set repertoire so candidates do not have the option of Free Choice Pieces.

1.
 - i) **Brass in Pocket:** Guitar Encounters 2 – page 32
 - Textbook CD track 43
 - 🔊 Chord part only
 - ii) **Albatross:** Guitar Encounters 2 – page 40
 - Textbook CD track 56
2.
 - i) **Walk don't run:** Guitar Encounters 2 – page 4
 - Textbook CD track 3
 - 🔊 Lead part only
 - ii) **Johnny & Mary:** Guitar Encounters 2 – page 16
 - Textbook CD track 18
 - 🔊 Melody line played only
 - iii) **Pavane:** Guitar Encounters 2 – page 38
 - Textbook CD track 52
3. **Blues Session:** Guitar Encounters 2 – page 42
 - Textbook CD track 59
 - 🔊 To be played first and fourth time through with riff as written. Second and third time with own composed/improvised solo.

Technical Exercises

The Candidate is required to prepare one of the exercises from each group listed below.

1.
 - i) **D Major Jogging 5:** Guitar Encounters 2 – page 23
 - Textbook CD track 29
 - ii) **A Major Jogging 6:** Guitar Encounters 2 – page 29
 - Textbook CD track 39
2.
 - i) **Power Chord Jogging 1:** Guitar Encounters 2 – page 7
 - Textbook CD track 5
 - ii) **A Harmonic Minor Jogging 8:** Guitar Encounters 2 – page 36
 - Textbook CD track 50

Sight Reading

1. Chords – Tempo 70 bpm

The candidate will be given a two bar chord sequence in 4/4 consisting of two chords chosen from G, C, D and E Minor and the following note values:

- Half notes
- Quarter notes
- Eighth notes

- 🔔 The candidate will have 30 seconds to prepare and practise the test and will then be required to give a performance for the examination.
- 🔔 The examiner will ask the candidate whether or not they would like to use a click track.

2. Melody – Tempo 70bpm

The candidate will be given a two bar melody in 4/4 time consisting of:

- Open position G major pentatonic scale
- Half notes
- Quarter notes
- Eighth notes

- 🔔 The rhythm will be exactly the same as that used in Test 1
- 🔔 The candidate will have 60 seconds to prepare and practise the test and will then be required to give a performance for the examination.
- 🔔 The examiner will ask the candidate whether or not they would like to use a click track.

Aural Test

The candidate will be required to complete the following tests:

1. Melody – Tempo 92 bpm

The candidate will hear a two bar melody in 4/4 played on the notes of B, D, E and G. Rhythms will consist of:

- Half notes
- Quarter notes

- 🔔 The test will be played to the candidate twice with a drum backing.
- 🔔 There will be a short break to practise and then the candidate will be asked to perform the melody with the drum backing for the examination. No click track will be given.

2. Chords – Tempo 84bpm

The candidate will hear a two bar chord sequence in 4/4 time played on chords C, G or D with one chord per bar. Rhythms will consist of:

- Half notes
- Quarter notes
- Eighth notes

- The test will be played to the candidate twice with a drum backing.
- There will be a short break to practise and then the candidate will be asked to perform the rhythm with the drum backing for the examination. No click track will be given.

General Musicianship Questions

Five questions will be asked from a selection of the following

- Note pitches
- Note values
- Rests
- Time signatures
- Key signatures
- Dynamic markings
- Repeat markings
- Hammer on
- The construction of major and minor chord types
- Instrument knowledge (including head, neck, body, fretboard, tuning pegs, pick-ups, bridge, nut, scratchplate, jack socket)
- Knowledge of open string note names
- Knowledge of main guitar makes

Grade 3

Performance Pieces

The candidate must prepare and perform one piece from each of the groups below. This is set repertoire so candidates do not have the option of Free Choice Pieces.

1.

- i) **Sweet Home Alabama:** Guitar Encounters 3 – page 43
 - Textbook CD 2 track 14
 - 🔊 Guitar part 2 to be played and fade after solo
- ii) **Wonderwall:** Guitar Encounters 3 – page 46
 - Textbook CD 2 track 16
 - 🔊 Played up to the D.S.
- iii) **You Give Love a Bad Name:** Guitar Encounters 3 – page 19
 - Textbook CD 1 track 20
 - 🔊 Rhythm part played

2.

- i) **Always with me:** Guitar Encounters 3 – page 6
 - Textbook CD 1 track 6
 - 🔊 Lead part only
- ii) **Cryin':** Guitar Encounters 3 – page 23
 - Textbook CD 1 track 26
 - 🔊 Lead part only
- iii) **The Entertainer:** Guitar Encounters 3 – page 30
 - Textbook CD 1 track 40

3.

- i) **Mixing the Scales:** Guitar Encounters 3 – page 15
 - Textbook CD 1 track 16
 - 🔊 Melody to be played in sections A & B and then solo over C
- ii) **Muddy Water Blues:** Guitar Encounters 3 – page 25
 - Textbook CD 1 track 28
 - 🔊 Head played as written, then solo for one chorus (12 bars)

Technical Exercises

The Candidate is required to prepare one of the exercises from each group listed below.

1.

- i) **A Major Pentatonic Jogging 3:** Guitar Encounters 3 – page 9
 - Textbook CD 1 track 10
- ii) **E Major Jog 4:** Guitar Encounters 3 – page 18
 - Textbook CD 1 track 18

2.



- i) **Pull-Off & Pre-Bend Jog 2:** Guitar Encounters 3 – page 8
 - Textbook CD 1 track 8
- ii) **Alternate Picking Jog 5:** Guitar Encounters 3 – page 22
 - Textbook CD 1 track 24
- iii) **Scale Tone Arpeggio Jog 7:** Guitar Encounters 3 – page 36
 - Textbook CD 2 track 6

Sight Reading

1. Chords – Tempo 80 bpm

The candidate will be given a two bar chord sequence in 4/4 consisting of four chords chosen from G, C, D, A Minor and E Minor with two chords per bar. The test will consist of the following note values:




- Half notes
- Quarter notes
- Eighth notes
- Quarter note rests

-  The candidate will have 30 seconds to prepare and practise the test and will then be required to give a performance for the examination.
-  The examiner will ask the candidate whether or not they would like to use a click track.

2. Melody – Tempo 80bpm

The candidate will be given a two bar melody consisting of:

- Open position G major scale
- Half notes
- Quarter notes
- Eighth notes
- Quarter note rests

-  The rhythm will be exactly the same as that used in Test 1
-  The candidate will have 60 seconds to prepare and practise the test and will then be required to give a performance for the examination.
-  The examiner will ask the candidate whether or not they would like to use a click track.

Aural Test


The candidate will be required to complete the following tests:

1. Melody – Tempo 96 bpm

The candidate will hear a two bar melody in 4/4 consisting of:

- Open position G major pentatonic scale
- Half notes
- Quarter notes

 The test will be played to the candidate twice with a drum backing.


 There will be a short break to practise and then the candidate will be asked to perform the melody with the drum backing for the examination. No click track will be given.

2. Chords – Tempo 84bpm

The candidate will hear a two bar chord sequence in 4/4 time played on chords C,, D, G or E Minor with up to two chords per bar. Rhythms will consist of:

- Half notes
- Quarter notes
- Eighth notes

 The test will be played to the candidate twice with a drum backing.

 There will be a short break to practise and then the candidate will be asked to perform the rhythm with the drum backing for the examination. No click track will be given.

General Musicianship Questions

Five questions will be asked from a selection of the following

- Note pitches
- Note values
- Rests
- Time signatures
- Key signatures
- D.S. and D.C. al Coda
- Accents, staccato and vibrato
- Dynamic markings
- Repeat markings
- Hammer on and pull off
- The construction of major, minor and dominant seventh chord types
- Instrument knowledge (all guitar geography)
- Knowledge of open string note names
- Knowledge of main guitar makes
- Knowledge of main pick up types

Grade 4

Performance Pieces

The candidate must prepare and perform one piece from each of the groups below. This is set repertoire so candidates do not have the option of Free Choice Pieces.

1.

- i) **You Shook Me All Night Long:** Guitar Encounters 4 – page 16
 - Textbook CD 1 track 21
 - 🔊 Rhythm part played
- ii) **Iron Lion Zion:** Guitar Encounters 4 – page 26
 - Textbook CD 1 track 33
 - 🔊 Rhythm part played

2.

- i) **Carcassi:** Guitar Encounters 4 – page 6
 - Textbook CD 1 track 10
 - 🔊 Lead part only
- ii) **Parissienne Walkways:** Guitar Encounters 4 – page 8
 - Textbook CD 1 track 12
 - 🔊 Lead part only
- iii) **Sylvia:** Guitar Encounters 4 – page 44
 - Textbook CD 2 track 16
 - 🔊 Lead part only

3.

- i) **Hey Joe:** Guitar Encounters 4 – page 31
 - Textbook CD 1 track 41
 - 🔊 Top part played, with blues solo in Solo Outro
- ii) **So What if it's Dorian:** Guitar Encounters 4 – page 55
 - Textbook CD 2 track 27
 - 🔊 Lead part played
- iii) **Poison:** Guitar Encounters 4 – page 47
 - Textbook CD 2 track 18
 - 🔊 Solo accompaniment played

Technical Exercises

The Candidate is required to prepare two of the exercises from list 1 and two pieces from list 2 below.

1.
 - i) **D Major Jog 4 2nd position:** Guitar Encounters 4 – page 19
 - Textbook CD 1 track 25
 - ii) **E Major 4th position Jog 8:** Guitar Encounters 4 – page 28
 - Textbook CD 1 track 35
 - iii) **F Major Jog 10:** Guitar Encounters 4 – page 37
 - Textbook CD 2 track 8

2.
 - i) **D Major Pentatonic String Slide Jog 6:** Guitar Encounters 4 – page 19
 - Textbook CD 1 track 27
 - ii) **Bar Chord Jog 7:** Guitar Encounters 4 – page 25
 - Textbook CD 1 track 31
 - iii) **Scale-Tone Riffs Jog 11:** Guitar Encounters 4 – page 43
 - Textbook CD 2 track 14




Sight Reading

1. Chords – Tempo 90 bpm

The candidate will be given a four bar chord sequence in 4/4 consisting of five chords chosen from G, C, D, A Minor, E Minor, G5, A5, B5, C5, D5 and E5 with two chords per bar.

The test will consist of the following note values:



- Whole notes
- Half notes
- Quarter notes
- Eighth notes
- Half note rests
- Quarter note rests
- Ties

-  The candidate will be asked to perform the written chord progression as notated once through and then improvise a melodic solo over the chord backing on the repeat.
-  The candidate will have 45 seconds to prepare and practise the test followed by one complete practise run-through. They will then be required to give a performance for the examination straight afterwards.
-  The examiner will ask the candidate whether or not they would like to use a click track.

2. Melody – Tempo 84bpm

The candidate will be given a four bar melody which may consist of:

- G major scale
- A major scale
- Half notes
- Quarter notes
- Dotted quarter notes
- Eighth notes
- Quarter note rests
- Hammer-on
- Pull-off
- Slide

-  The candidate will have 60 seconds to prepare and practise the test and will then be required to give a performance for the examination.
-  The examiner will ask the candidate whether or not they would like to use a click track.



Aural Test

The candidate will be required to complete the following tests:

1. Melody – Tempo 84 bpm

The candidate will hear a four bar melody in 4/4 which may consist of:

- G major scale
- A major scale
- Half notes
- Quarter notes
- Dotted quarter notes
- Eighth notes
- Quarter note rests
- Hammer-on
- Pull-off
- Slide

-  The test will be played to the candidate twice with a drum backing.
-  There will be a short break to practise and then the candidate will be asked to perform the melody with the drum backing for the examination. No click track will be given.

2. Chords – Tempo 84bpm

The candidate will hear a four bar chord sequence in 4/4 time which may consist of:

- C Major chords I, II, IV, V, VI
 - G Major chords I, II, IV, V, VI
 - Whole notes
 - Half notes
 - Dotted half notes
 - Quarter notes
 - Eighth notes
 - Quarter note rests
 - Eighth note rests
 - Tied notes
- ❗ The test will be played to the candidate twice with a drum backing.
- ❗ There will be a short break to practise and then the candidate will be asked to perform the rhythm with the drum backing for the examination. No click track will be given.

General Musicianship Questions

Five questions will be asked from a selection of the following

- Note pitches
- Note values
- Rests
- Time signatures
- Key signatures
- D.S. and D.C. al Coda
- Accents, staccato and vibrato
- Dynamic markings
- Repeat markings
- Hammer on and pull off
- The construction of major, minor, minor seventh and dominant seventh chord types
- Instrument knowledge (all guitar geography)
- Knowledge of tuning method without tuning device
- Knowledge of open string note names
- Knowledge of main guitar makes
- Knowledge of main pick up types

Grade 5

Performance Pieces

The candidate must prepare and perform one piece from each of the groups below. This is set repertoire so candidates do not have the option of Free Choice Pieces.

1.

- i) **Here I Go Again:** Guitar Encounters 5 – page 7
 - Textbook CD 1 track 4
- ii) **Some Midnight Soul:** Guitar Encounters 5 – page 12
 - Textbook CD 1 track 17
 - 🔊 Rhythm part played
- iii) **Tears in Heaven:** Guitar Encounters 5 – page 18
 - Textbook CD 1 track 25
 - 🔊 Finger-style chords of lower part
- iv) **Money for Nothing:** Guitar Encounters 5 – page 33
 - Textbook CD 2 track 9
 - 🔊 Guitar 2 part

2.

- i) **Modus Lacivius:** Guitar Encounters 5 – page 10
 - Textbook CD 1 track 12
- ii) **Bach Invention No. 8 in F major:** Guitar Encounters 5 – page 15
 - Textbook CD 2 track 19
 - 🔊 Upper part
- iii) **Minor Mento:** Guitar Encounters 5 – page 31
 - Textbook CD 2 track 7
 - 🔊 Upper part
- iv) **Ove Como Va:** Guitar Encounters 5 – page 46
 - Textbook CD 2 track 30
 - 🔊 Upper part

3.

- i) **Doodlin' in Dorian:** Guitar Encounters 5 – page 22
 - Textbook CD 1 track 35
 - 🔊 Theme
- ii) **Watermelon Man:** Guitar Encounters 5 – page 36
 - Textbook CD 2 track 16

- iii) **Green Onions: Guitar Encounters 5 – page 38**
 - Textbook CD 2 track 18
 - 🔊 Lead part
- iv) **Canteloupe Island: Guitar Encounters 5 – page 53**
 - Textbook CD 2 track 34
 - 🔊 Lead part

Technical Exercises

The Candidate is required to prepare two of the exercises from list 1 and one piece from list 2 below.

1.
 - i) **A – Jog 4: Guitar Encounters 5 – page 19**
 - Textbook CD 1 track 27
 - ii) **Bb Blues Scale Workout Jog 9: Guitar Encounters 5 – page 28**
 - Textbook CD 1 track 46
 - iii) **G Minor Jog 10: Guitar Encounters 5 – page 30**
 - Textbook CD 2 track 5
2.
 - i) **4th pos. Arpeggios in E Major – Jog 3: Guitar Encounters 5 – page 9**
 - Textbook CD 1 track 10
 - ii) **F Blues – Jog 11: Guitar Encounters 5 – page 35**
 - Textbook CD 2 track 14
 - iii) **Scale-Tone Riffs Jog 11: Guitar Encounters 4 – page 43**
 - Textbook CD 2 track 14

Sight Reading



1. Chords – Tempo 90 bpm

The candidate will be given a four bar chord sequence in 4/4 consisting of five chords chosen from the key of G major, with up to three chords per bar.

The test will consist of the following note values:

- Whole notes
- Half notes
- Dotted half notes
- Quarter notes
- Eighth notes
- Half note rests
- Quarter note rests
- Ties

The candidate will be asked to perform the written chord progression as notated once through and then improvise a melodic solo over the chord backing on the repeat.

-  The candidate will have 45 seconds to prepare and practise the test followed by one complete practise run-through. They will then be required to give a performance for the examination straight afterwards.
-  The examiner will ask the candidate whether or not they would like to use a click track.

2. Melody – Tempo 84bpm

The candidate will be given a four bar melody in one of the following keys:



- G major scale or relative minor E
- C major scale or relative minor A
- D major scale or relative minor B
- A major scale or relative minor F#

The test will consist of the following note values:

- Half notes
- Dotted half notes
- Quarter notes
- Dotted quarter notes
- Quarter note rests
- Eighth notes
- Eighth note rests
- Ties

The test will consist of the following articulation/techniques:

- Hammer-on
- Pull-off
- Slide
- Vibrato

-  The candidate will have 60 seconds to prepare and practise the test and will then be required to give a performance for the examination.
-  The examiner will ask the candidate whether or not they would like to use a click track.

Aural Test

The candidate will be required to complete the following tests:

1. Melody – Tempo 84 bpm

The candidate will hear a four bar melody in 4/4 based on the G Minor Pentatonic scale.

The test will consist of the following note values:

- Half notes
- Dotted half notes
- Quarter notes
- Dotted quarter notes
- Quarter note rests
- Eighth notes
- Eighth note rests

The test will consist of the following articulation/techniques:

- Hammer-on
- Pull-off

- Slide
- Vibrato

- 🔍 The test will be played to the candidate twice with a drum backing.
- 🔍 There will be a short break to practise and then the candidate will be asked to perform the melody with the drum backing for the examination. No click track will be given.

2. Chords – Tempo 84bpm

The candidate will hear a four bar chord sequence in 4/4 time with one chord per bar. This will consist of:

- C Major chords I, II, II7, IV, V, V7, VI, VI7
- G Major chords I, II, II7, IV, V, V7, VI, VI7
- Whole notes
- Half notes
- Dotted half notes
- Quarter notes
- Eighth notes
- Quarter note rests
- Eighth note rests
- Tied notes

- 🔍 The test will be played to the candidate twice with a drum backing.
- 🔍 There will be a short break to practise and then the candidate will be asked to perform the rhythm with the drum backing for the examination. No click track will be given.

General Musicianship Questions

Five questions will be asked on any piece performed (examiner's choice).



Five questions will be asked from a selection of the following

- Note pitches
- Note values
- Rests
- Time signatures
- Key signatures
- D.S. and D.C. al Coda
- Accents, staccato and vibrato
- Dynamic markings
- Repeat markings
- Fermata (pause)
- Hammer on and pull off
- The construction of major, minor, major seventh, minor seventh and dominant seventh chord types
- Instrument knowledge (all guitar geography)
- Knowledge of tuning method without tuning device
- Knowledge of open string note names
- Knowledge of main guitar makes and pick up types

Grade 6

Performance Pieces

Candidates must prepare and perform **three** pieces from the following list.

1. **Cryin'**: GE Repertoire Book – page 4
 - Textbook CD 1 track 2
2. **Brazilian Love Affair**: GE Repertoire Book – page 9
 - Textbook CD 1 track 4
3. **Lucy in the Sky with Diamonds**: GE Repertoire Book – page 12
 - Textbook CD 1 track 6
4. **Grazioso**: GE Repertoire Book – page 14
 -  Performed unaccompanied
5. **Bark at the Moon**: GE Repertoire Book – page 17
 - Textbook CD 1 track 9
6. **So What**: GE Repertoire Book – page 22
 - Textbook CD 1 track 11
7. **Samba Pa Ti**: GE Repertoire Book – page 25
 - Textbook CD 1 track 13
8. **Blue Bossa**: Workout Book – page 65
 - Workout CD 2 track 4
9. **Flor de Lis**: Workout Book – page 67
 - Workout CD 2 track 6 or track 7
 -  Lead (track 6) or rhythm part (track 7) can be chosen.
10. **Montagne Sainte Genevieve**: Workout Book – page 69
 - Workout CD 2 track 9

Technical Exercises

The Candidate is required to prepare all of the exercises listed below:

Exercise A: Getting it Together

15 position Pentatonic Workout: Workout Book – page 6. CD 1 track 1

Exercise B: Surf Up

Blues Scale Workout: Workout Book – page 7. CD 1 track 2

Exercise C: Total Recall

G Major 7 position workout: Workout Book – page 9. CD 1 track 4

Exercise D: Spanish Ice

Harmonic Minor scales workout: Workout Book – page 18. CD 1 track 7

Quick Study Piece (QSP) incl. Aural Test

The candidate will be given an unseen lead sheet and a backing track on CD. They will have 30 minutes to prepare this prior to the exam.

The QSP will cover the following elements:

1. Improvisation – melodic and chordal
 2. Sight reading – melodic and chordal
 3. Aural test – melodic and chordal. This will be the first 4 bars of the piece.
- ❗ Candidate can perform the QSP in the exam first or after the performance pieces
 - ❗ The examiner will play the 4 bars for the aural test twice before the final performance
 - ❗ The final performance of the whole QSP should be played straight after the two hearings of the aural test
 - ❗ The candidate will need to play back the aural element across the 4 empty bars at the beginning of the piece.

General Musicianship Questions

Five questions will be asked on any piece performed (examiner's choice).

Three questions on notation as follows:

- Any of the symbols displayed in the written notation
- Knowledge of chord and arpeggio construction covering
 - Major triad
 - Minor triad
 - Major 7th
 - Dominant 7th
 - Minor 7th
 - Minor 7thb5
 - Diminished 7th

One question on scales:

- Pentatonic Minor
- Blues
- Major
- Harmonic Minor

One question on instrument knowledge:

- All aspects of guitar construction
- Recognition of main guitar makes
- Recognition of main guitar amplifiers
- Use of appropriate tone and volume controls different styles

Grade 7

Performance Pieces

Candidates must prepare and perform **three** pieces from the following list.

1. **Satch Boogie:** GE Repertoire Book – page 28
 - Textbook CD 1 track 15
2. **Sisters:** GE Repertoire Book – page 35
 - Textbook CD 1 track 17
3. **Angel Eyes:** GE Repertoire Book – page 40
 - Textbook CD 1 track 19
4. **Midnight:** GE Repertoire Book – page 44
 - Textbook CD 1 track 21
5. **Black Star:** GE Repertoire Book – page 47
 - Textbook CD 2 track 2
6. **Arpeggios Study:** GE Repertoire Book – page 51
 - Performed unaccompanied
7. **Little Charmer:** GE Repertoire Book – page 53
 - Textbook CD 2 track 5
8. **Phase Dance:** Workout Book – page 72
 - Workout CD 2 track 11
9. **All the things you are:** Workout Book – page 75
 - Workout CD 2 track 13
10. **Tap Dance:** Workout Book – page 78
 - Workout CD 2 track 15

Technical Exercises

The Candidate is required to prepare all of the exercises listed below:

Exercise A: Major Breakthrough

F Major 7 position Workout: Workout Book – page 8. CD 1 track 3

Exercise B: Marathon

Modal Workout: Workout Book – page 13. CD 1 track 5

Exercise C: Beachead

Diatonic Arpeggio Workout: Workout Book – page 35. CD 1 track 11

Exercise D: Loose Canon

5 String Sweep Picking Workout: Workout Book – page 45. CD 1 track 12

Quick Study Piece (QSP) incl. Aural Test

The candidate will be given an unseen lead sheet and a backing track on CD. They will have 30 minutes to prepare this prior to the exam.

The QSP will cover the following elements:

1. Improvisation – melodic and chordal
 2. Sight reading – melodic and chordal
 3. Aural test – melodic and chordal. This will be the first 8 bars of the piece.
-
- ❗ Candidate can perform the QSP in the exam first or after the performance pieces
 - ❗ The examiner will play the 8 bars for the aural test twice before the final performance
 - ❗ The final performance of the whole QSP should be played straight after the two hearings of the aural test
 - ❗ The candidate will need to play back the aural element across the 8 empty bars at the beginning of the piece.

General Musicianship Questions

Five questions will be asked on any piece performed (examiner's choice).

Three questions on notation as follows:

- Any of the symbols displayed in the written notation
- Knowledge of chord construction covering
 - Major triad
 - Minor triad
 - Augmented triad
 - Diminished triad
 - Major 7th
 - Dominant 7th
 - Minor 7th
 - Minor 7thb5
 - Diminished 7th

One question on scales:

- All scales from previous grades
- All 7 modes of the major scale
- Major
- Harmonic Minor

One question on instrument and style knowledge:

- All aspects of guitar construction
- Use of appropriate tone and volume controls different styles
- Instrument types associated with famous players
- Styles associated with famous players
- History of style development
- Impact of famous players on playing styles

Grade 8

Performance Pieces

Candidates must prepare and perform **three** pieces from the following list.

1. **For the Love of God:** GE Repertoire Book – page 58
 - Textbook CD 2 track 7
2. **Some Skunk Funk:** GE Repertoire Book – page 66
 - Textbook CD 2 track 9
3. **Prelude in Dm:** GE Repertoire Book – page 71
 - Performed unaccompanied
4. **Spain:** GE Repertoire Book – page 74
 - Textbook CD 2 track 12
5. **Far Beyond the Sun:** GE Repertoire Book – page 78
 - Textbook CD 2 track 14
6. **Chromazone:** GE Repertoire Book – page 88
 - Textbook CD 2 track 16
7. **Stella by Starlight:** GE Repertoire Book – page 92
 - Textbook CD 2 track 18
8. **Foot and Mouth:** Workout Book – page 82
 - Workout CD 2 track 17
9. **Ju Ju Dance:** Workout Book – page 87
 - Workout CD 2 track 19

Technical Exercises

The Candidate is required to prepare all of the exercises listed below:

Exercise A: Annihilation

F# Harmonic Minor Workout: Workout Book – page 19. CD 1 track 8

Exercise B: Altered State

F Melodic Minor Workout: Workout Book – page 21. CD 1 track 9

Exercise C: Spider Fingers

Interval Workout: Workout Book – page 16. CD 1 track 6

Exercise D: Don't Fear the Sweeper





Six string Sweep Picking Workout: Workout Book – page 46. CD 1 track 13

Quick Study Piece (QSP) incl. Aural Test

The candidate will be given an unseen lead sheet and a backing track on CD. They will have 30 minutes to prepare this prior to the exam.

The QSP will cover the following elements:

1. Improvisation – melodic and chordal
2. Sight reading – melodic and chordal
3. Aural test – melodic and chordal. This will be the first 8 bars of the piece.

-  Candidate can perform the QSP in the exam first or after the performance pieces
-  The examiner will play the 8 bars for the aural test twice before the final performance
-  The final performance of the whole QSP should be played straight after the two hearings of the aural test
-  The candidate will need to play back the aural element across the 8 empty bars at the beginning of the piece.

General Musicianship Questions

Five questions will be asked on any piece performed (examiner's choice).

Three questions on notation as follows:

- Any of the symbols displayed in the written notation
- Knowledge of chord and arpeggio construction covering
 - Major triad
 - Minor triad
 - Augmented triad
 - Diminished triad
 - Major 7th
 - Dominant 7th
 - Minor 7th
 - Minor 7thb5
 - Diminished 7th

One question on scales:

- All scales and modes from previous grades
- Melodic Minor
- Diminished
- Whole Tone

One question on instrument and style knowledge:

- All aspects of guitar construction
- Use of appropriate tone and volume controls different styles
- Instrument types associated with famous players
- Styles associated with famous players
- History of style development
- Impact of famous players on playing styles

rockschool®

GRADED MUSIC EXAMS

GRADING CRITERIA & DEFINITIONS

MARKING SCHEMES

Graded Certificates: Debut – Grade 5			
Element	Pass	Merit	Distinction
Performance Piece 1	12–14 out of 20	15–17 out of 20	18+ out of 20
Performance Piece 2	12–14 out of 20	15–17 out of 20	18+ out of 20
Performance Piece 3	12–14 out of 20	15–17 out of 20	18+ out of 20
Technical Exercises	12–14 out of 20	15–17 out of 20	18+ out of 20
TOTAL MARKS	60%+	74%+	90%+
Please note: the total mark (out of 80) will be scaled to a final percentage, with the four elements of the exam equally weighted			

GRADED EXAMINATIONS

Performance Pieces					
Bands of Attainment / Mark Range					
Attainment Band	Distinction	Merit	Pass	Below Pass 1	Below Pass 2
Mark Range	18–20	15–17	12–14	6–11	0–5
Command of Instrument	Consistently clear production of sound and even tone quality throughout	Mostly clear production of sound and even tone quality overall	Some clear production of sound and generally even tone quality	Sound produced is unclear with uneven quality of tone produced	No attempt and/or incomplete performance
Sync or Pulse	Performance consistently synchronised to the music, or an internal pulse maintained	Performance mostly synchronised to the music, or an internal pulse maintained	Performance sometimes synchronised to the music, or an internal pulse maintained	Performance not synchronised to the music, or an internal pulse not maintained	No attempt and/or incomplete performance
Accuracy & Understanding	All of the written music accurately performed or equivalent skills demonstrated throughout	Most of the written music accurately performed or equivalent skills demonstrated overall	Some of the written music accurately performed or equivalent skills generally demonstrated	Written music not accurately performed or equivalent skills not demonstrated	No attempt and/or incomplete performance
	Understanding of musical structure shown all of the time	Understanding of musical structure shown most of the time	Understanding of musical structure shown some of the time	Understanding of musical structure not evidenced	
Style & Expression	Consistently convincing projection of the music	Mostly convincing projection of the music	Some convincing projection of the music	Music not projected convincingly	No attempt and/or incomplete performance

Technical Exercises					
Bands of Attainment / Mark Range					
Attainment Band	Distinction	Merit	Pass	Below Pass 1	Below Pass 2
Mark Range	13–15	11–12	9–10	4–8	0–3
Command of Instrument	Consistently clear production of sound and even tone quality throughout	Mostly clear production of sound and even tone quality overall	Some clear production of sound and generally even tone quality	Sound produced is unclear with uneven quality of tone produced	No attempt and/or incomplete performance
Sync or Pulse	Performance consistently synchronised to the music, or an internal pulse maintained	Performance mostly synchronised to the music, or an internal pulse maintained	Performance sometimes synchronised to the music, or an internal pulse maintained	Performance not synchronised to the music, or an internal pulse not maintained	No attempt and/or incomplete performance
Accuracy & Understanding	All of the written music accurately performed or equivalent skills demonstrated throughout	Most of the written music accurately performed or equivalent skills demonstrated overall	Some of the written music accurately performed or equivalent skills generally demonstrated	Written music not accurately performed or equivalent skills not demonstrated	No attempt and/or incomplete performance
	Understanding of musical structure shown all of the time	Understanding of musical structure shown most of the time	Understanding of musical structure shown some of the time	Understanding of musical structure not evidenced	

Sight Reading / Improvisation & Interpretation / Quick Study Piece

Bands of Attainment / Mark Range					
Attainment Band	Distinction	Merit	Pass	Below Pass 1	Below Pass 2
Mark Range	9–10	7–8	6	3–5	0–2
Command of Instrument	Consistently clear production of sound and even tone quality throughout	Mostly clear production of sound and even tone quality overall	Some clear production of sound and generally even tone quality	Sound produced is unclear with uneven quality of tone produced	No attempt and/or incomplete performance
Sync or Pulse	Performance consistently synchronised to the music, or an internal pulse maintained	Performance mostly synchronised to the music, or an internal pulse maintained	Performance sometimes synchronised to the music, or an internal pulse maintained	Performance not synchronised to the music, or an internal pulse not maintained	No attempt and/or incomplete performance
Accuracy & Understanding	All of the written music accurately performed or equivalent skills demonstrated throughout	Most of the written music accurately performed or equivalent skills demonstrated overall	Some of the written music accurately performed or equivalent skills generally demonstrated	Written music not accurately performed or equivalent skills not demonstrated	No attempt and/or incomplete performance
	Understanding of musical structure shown all of the time	Understanding of musical structure shown most of the time	Understanding of musical structure shown some of the time	Understanding of musical structure not evidenced	

Ear Tests

Bands of Attainment / Mark Range					
Attainment Band	Distinction	Merit	Pass	Below Pass 1	Below Pass 2
Mark Range	9–10	7–8	6	3–5	0–2
Accuracy & Understanding	All of the written music accurately performed or equivalent skills demonstrated throughout	Most of the written music accurately performed or equivalent skills demonstrated overall	Some of the written music accurately performed or equivalent skills generally demonstrated	Written music not accurately performed or equivalent skills not demonstrated	No attempt and/or incomplete performance
	Understanding of musical structure shown all of the time	Understanding of musical structure shown most of the time	Understanding of musical structure shown some of the time	Understanding of musical structure not evidenced	

General Musicianship Questions (GMQs)

Bands of Attainment / Mark Range					
Attainment Band	Distinction	Merit	Pass	Below Pass 1	Below Pass 2
Mark Range	5 correct responses	4 correct responses	3 correct responses	2 correct responses	0–1 correct responses

PERFORMANCE CERTIFICATES

Performance Pieces					
Bands of Attainment / Mark Range					
Attainment Band	Distinction	Merit	Pass	Below Pass 1	Below Pass 2
Mark Range	18–20	15–17	12–14	6–11	0–5
Command of Instrument	Consistently clear production of sound and even tone quality throughout	Mostly clear production of sound and even tone quality overall	Some clear production of sound and generally even tone quality	Sound produced is unclear with uneven quality of tone produced	No attempt and/or incomplete performance
Sync or Pulse	Performance consistently synchronised to the music, or an internal pulse maintained	Performance mostly synchronised to the music, or an internal pulse maintained	Performance sometimes synchronised to the music, or an internal pulse maintained	Performance not synchronised to the music, or an internal pulse not maintained	No attempt and/or incomplete performance
Accuracy & Understanding	All of the written music accurately performed or equivalent skills demonstrated throughout	Most of the written music accurately performed or equivalent skills demonstrated overall	Some of the written music accurately performed or equivalent skills generally demonstrated	Written music not accurately performed or equivalent skills not demonstrated	No attempt and/or incomplete performance
	Understanding of musical structure shown all of the time	Understanding of musical structure shown most of the time	Understanding of musical structure shown some of the time	Understanding of musical structure not evidenced	
Style & Expression	Consistently convincing projection of the music	Mostly convincing projection of the music	Some convincing projection of the music	Music not projected convincingly	No attempt and/or incomplete performance

DEFINITIONS

DEFINITIONS	
Command of Instrument	The quality of the sound produced from the instrument, including the consistency of sound/tone, control of sound/tone commensurate with grade.
Sync or Pulse	Alignment of the performance to backing track, metronome or applied to a solo performance, observing notation markings. For unaccompanied pieces candidates should maintain a secure internal pulse and adjust the pulse where instructed within the music.
Accuracy & Understanding	Representing the written notation accurately, except by instruction through performance notes, or interpreting the written part with equivalent skills demonstrated. Secure understanding of musical structure evidenced through transitions of phrases, bars and sections.
Style & Expression	An expressive and commanding performance of the notated material dictated by the demands of the performance piece.