

# Afterglow | Ed Sheeran



Released: 2020  
Label: Asylum

Genre: Folk Pop  
Written by: Ed Sheeran, David Hodges and Fred Gibson  
Produced by: Ed Sheeran, Parisi and Fred Gibson

## Background Info



'Afterglow' is a song by British singer-songwriter Ed Sheeran. The track was released as a standalone single in 2020, after Ed Sheeran had an 18-month hiatus from music. 'Afterglow' peaked at number two on the UK Singles chart, giving Sheeran his 28th top ten single in the UK.

To date, Sheeran has released four studio albums and has sold more than 150 million records worldwide, making him one of the best-selling artists of all time. He has won four Grammy Awards and four Ivor Novello Awards. He has also been awarded an MBE in 2017 for his musical career and charity work. Ed Sheeran's fifth studio album is due to be released in 2021, and will follow the theme of using maths symbols for the album titles, taking '=' (*Equals*) as its official name.

## Performance Notes



Ed Sheeran displays his wide range and falsetto quality in this beautiful ballad. You should choose a key that suits your voice type, so you can be confident with the transitions between chest to falsetto/head voice. It is fine to sing softly on the top notes, but you should still aim for clarity rather than breathiness. This will require good breath control, which you will also need to support the longer notes in the chorus.

Take some time to study the finer detailing of the rhythms and melodies. The second verse has some melodic variations that you can look to apply, and you are also free to add your own variations here if you wish. Pay attention to the clarity of every word in the verses, and aim to tell a convincing story with clear diction and projection throughout.

*'Key Features to Implement at this Grade'* are shown in the *Repertoire Overview* on page 6

## Audio Access

Audio for this book can be accessed via the **QR code** on the right (*requires a compatible smartphone or tablet*) or by using the **URL and download code** shown on page 5.



# Afterglow

Words and Music by Ed Sheeran, David Hodges and Fred Gibson

Ed Sheeran

♩ = 113 Pop


B

Vocals



Stop the clocks; it's a - maz - ing.  
The weath - er out - side's chang - ing.

Piano




Note: Vocal sounds one octave lower than notated throughout

Emaj<sup>9</sup>



You should see the way the light danc - es off your head.  
The leaves are bur - ied un - der six inch - es of white.




F#sus<sup>4</sup>

G#m<sup>7</sup>add<sup>11</sup>

Eadd<sup>2</sup>



A mil - lion col - ors of ha - zel, gold - en and red.  
The ra - di - o is play - ing Iron and Wine.



B



Sat - ur - day morn - ing is fad - ing.  
This is a new di - men - sion,



# Technical Exercises

## Group A: Scales

The natural minor scale should be prepared as shown below. The example below is shown from the starting note of A3, however, you may perform it *from a starting note of your choice*. Please note: the examiner can play starting notes in the range A3–G#4, but you may sing *in any octave*.

This test is performed to a compulsory metronome click. The examiner will ask you which starting note you have chosen. You will hear the starting note followed by a one-bar (four click) count-in. You may perform this test using any vocal sound except humming or whistling. The tempo is ♩=80.

A natural minor scale



## Group B: Arpeggios

In this group, *both* of the arpeggio exercises need to be prepared as shown below. You will be asked to perform *one* of them in the exam, as chosen by the examiner.

The examples are shown on the starting note of A3, but you may perform them *from a starting note of your choice*. Please note: the examiner can play starting notes in the range A3–G#4, but you may sing *in any octave*.

This test is performed to a compulsory metronome click. The examiner will ask you which starting note you have chosen. You will hear the starting note followed by a one-bar (four click) count-in. You may perform this test using any vocal sound except humming or whistling. The tempo is ♩=80.

A minor arpeggio | Pattern 1



A minor arpeggio | Pattern 2



# Ear Tests

---

In this section, there are two ear tests:

- Test 1: Melodic Recall
- Test 2: Rhythmic Recall

You will find one example of each type of test printed below and you will be given both of them in the exam.

## Test 1 | Melodic Recall

The examiner will play you a two-bar melody played to a drum backing. It will use the first three notes of the C major scale and the first note will be the root note. You will hear the test twice. Each time the test is played, it is preceded by the root note and a four-beat count-in. There will be a short gap for you to practise after each playthrough. Next you will hear a vocal count-in, after which you should sing the melody to the drum backing. The tempo is ♩=85.

It is acceptable to sing over the track as it is being played as well as practising after the first two playthroughs. The length of time available after the second playthrough is pre-recorded on the audio track, so the count-in may begin while you are still practising.

You may perform this test using any vocal sound except humming or whistling.



*Please note: the test shown is an example. The examiner will give you a different version in the exam.*