

# Town Called Malice

The Jam

Words & Music by Paul Weller

♩ = 100

NC.

D

F#m

Em7

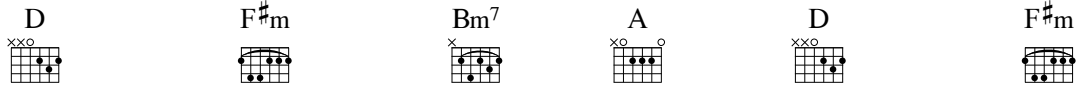
# Fix You

Coldplay

Words & Music by Guy Berryman, Chris Martin,  
Jon Buckland & Will Champion

♩ = 70

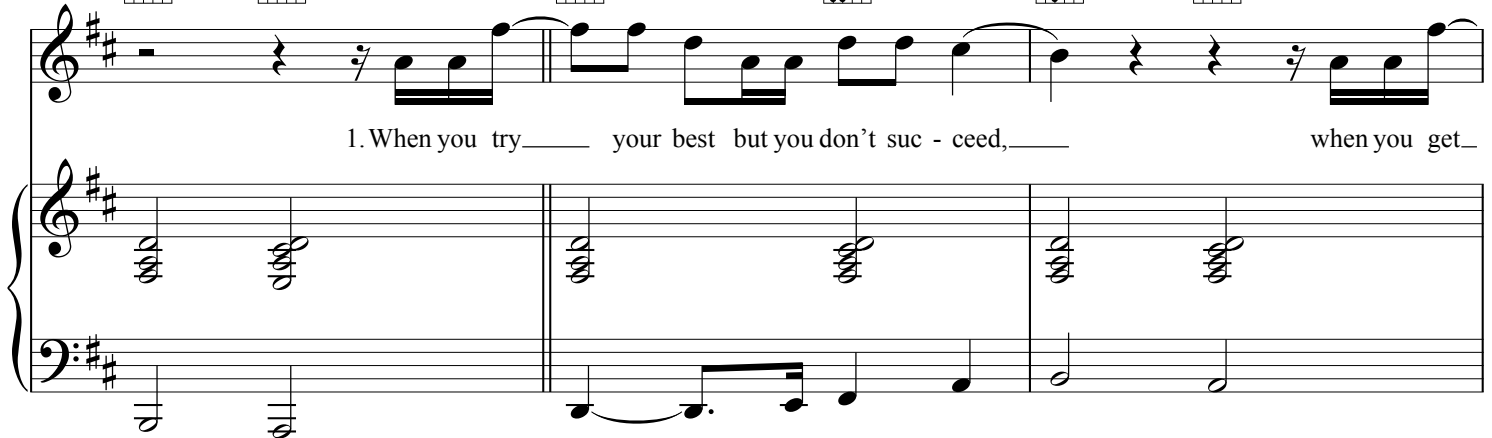
D F#m Bm7 A D F#m



Bm7 A D F#m Bm7 A



1. When you try \_\_\_\_\_ your best but you don't suc - ceed, \_\_\_\_\_ when you get \_\_\_\_\_



D F#m Bm7 A D F#m



\_\_\_\_\_ what you want but not what you need, \_\_\_\_\_ when you feel \_\_\_\_\_ so tired but you can't sleep, \_\_\_\_\_



# Technical Exercises

---

## Group A: Scales

The major pentatonic scale should be prepared as shown below. You may select any starting note from A–E. You will be asked if you would like to sing along to a metronome click or hear four clicks before you start. Whichever option you choose, you will hear your chosen starting note before the count starts. You may perform this test using any vocal sound except humming or whistling. The tempo is ♩=80.




## Group B: Arpeggios

In this group, both of the arpeggios need to be prepared as shown below. You will be asked to perform one of them in the exam, as chosen by the examiner.

This test is performed to a metronome click track and you may select any starting note from A–E. You will hear the root note played on piano followed by a one-bar (four click) count-in. You may perform this test using any vocal sound except humming or whistling. The tempo is ♩=80.

A major arpeggio



A major arpeggio (ascending) and E<sup>7</sup> arpeggio (descending)



# Ear Tests

In this section, there are two ear tests:

- Melodic Recall
- Harmony Vocals

You will find one example of each type of test printed below and you will be given both of them in the exam.

## Test 1 | Melodic Recall

The examiner will play you a two-bar melody played to a drum backing. It will use up to the first six notes of the G major or E natural minor scales (the examiner will decide which), and the first note will be the root note. You will hear the test twice. Each time the test is played it starts with the root note and a four-beat count-in. There will be a short gap for you to practise after each playthrough. Next, you will hear a **vocal** count-in, after which you should sing the melody to the drum backing. The tempo is ♩=90.

It is acceptable to sing over the track as it is being played as well as practising after the first two playthroughs. The length of time available after the second playthrough is pre-recorded on the audio track, so the vocal count-in may begin while you are still practising.

You may perform this test using any vocal sound except humming or whistling.

Please note: the test shown is an example. The examiner will give you a different version in the exam.

## Test 2 | Harmony Vocals

The examiner will play you a three-bar melody in the key of D major or F major, based on the I–IV chords. The recorded vocal part will sing the root note of each chord, and you need to harmonise a major third above this part using the same rhythm. The examiner will give you the lyrics.

You will hear the test twice. Each time the test is played, it starts with the root note and a four-beat count-in. There will be a short gap for you to practise after each playthrough. Next you will hear a **vocal** count-in, after which you should perform the harmony line. The tempo is ♩=90–100.

It is acceptable to sing over the track as it is being played as well as practising after the first two playthroughs. The length of time available after the second playthrough is pre-recorded on the audio track, so the vocal count-in may begin while you are still practising.

Please note: the test shown is an example. The examiner will give you a different version in the exam.